

# Botanical Illustration Master Classes

Greystoke Cycle Cafe Tea Garden 2009

We are pleased to welcome several new SBA Botanical Artists to the Cycle Café.

Watercolour Paints ..... Billy Showell (8<sup>th</sup>/9<sup>th</sup> June)  
Watercolour Paints..... Paul Fennell (Tue 30<sup>th</sup> June/Wed 1<sup>st</sup>)  
Watercolour/Coloured Pencils ...Susan Christopher Coulson (We 15<sup>th</sup>/Thu 16<sup>th</sup> July)  
Graphite Pencils .....Julie Small ((Wed 16<sup>th</sup>/Thu 17<sup>th</sup> Sept)  
Watercolour Paints and Gouache ..... Simon Williams (Tue 22<sup>nd</sup>/Wed 23<sup>rd</sup> Sep)  
Watercolour Paints .....Marion Perkins (Tue 13<sup>th</sup>/Wed 14<sup>th</sup> Oct)  
Watercolour Paints ..... Marion Perkins (Thu 15<sup>th</sup>/Fri 16<sup>th</sup> Oct)  
(Landscapes and Flowers from photographs)

Each tutor is coming in the knowledge that some students may be able to attend only day One or day Two. To this end the courses will be structured in such a way to accommodate this, as well as those able to attend both days.

We have endeavoured to provide a spread of expertise...from finer to looser techniques, coloured and graphite pencils, gouache and artists that excel in different subject matter and topic. All the tutors are highly experienced in mixed classes and even those with little previous botanical skills can be confident of a rewarding and highly enjoyable day. We very much hope you enjoy reading through and deciding which days are most appealing.



If you are travelling from afar there are some lovely places to stay around Greystoke and its environs – please see our website links page – Stafford House (within the Greystoke Castle grounds) in particular offers lovely accommodation to suit all budgets from £20 per night upwards inc b & b and is very popular

<http://staffordhouse.website.orange.co.uk/>

All our botanical days take place in our converted workshop barn or in the garden if possible and run from 9.30 – 3.30pm. They include home made biscuits, all refreshments, a lovely 2 course lunch and a cream tea.



A Botanical Master Class with ...  
**Billy Showell BA SBA**  
(Mon 8<sup>th</sup>/Tue 9<sup>th</sup> June)



Billy will be travelling from her home in Kent. She has tutored at Greystoke Cycle Café on a number of occasions and continues to delight all those who attend. More of her work can be seen on her website

[www.billyshowell.co.uk](http://www.billyshowell.co.uk)



*'My work aims to give a modern edge to botanical art. Simplicity, elegance and beauty inspire me together with an occasional touch of humour.'*

*Although botanically illustrative, my work is modern in its approach and is primarily about creating an arrangement that symbolises the simplicity and beauty of the natural world. Design and composition are therefore as important to me as the true colours and shapes of the subjects.'*



A Botanical Master Class with.....

## Paul Fennell SBA

(Tue 30<sup>th</sup>/Wed 1<sup>st</sup> July 2009)



Brussels Sprouts © Paul Fennell SBA

### What colour is a shadow ?

Of the different elements of watercolour painting colour mixing seems to produce the greatest anxiety for students. The mixing of dark colour in particular in order to create convincing shadows often leaves students perplexed.


Through demonstration and individual tuition I will show how an understanding of colour relationships can provide the key to confident colour mixing and the painting of convincing three dimensional images.



Although colour mixing and tone will be at the core of the course this will not preclude tuition in composition, drawing and technique. Tips and ideas for creating compositions with greater dynamism, drawing with more accuracy, and “tricks of the trade” techniques will also be part of the mix.

Students should bring along a variety of flowers, leaves, fruit and /or vegetables to work from. No botanical knowledge is necessary but students should have previous experience of watercolour painting.

Paul is an artist and illustrator whose sought after work is in collections worldwide. He is a member of the Society of Botanical Artists and a qualified teacher with a PGC in Education.



A Botanical Master Class with ...

## Susan Christopher Coulson SBA

(Wed 15<sup>th</sup> & Thu 16<sup>th</sup> July)



Although a fashion designer by profession, I have always been fascinated by botanical subjects since childhood. Drawing has always been my preferred method of working using a variety of coloured pencils dry – mainly not as watercolour. Subjects are always drawn from life and where possible from my garden. I have always preferred drawing to painting and find the depths of tone and translucency offered by coloured pencils satisfying to produce though quite a time consuming process.

The proposed theme for the two days is: Garden Fresh Fruits & Vegetables

July is a great time to study the colourful fruits and interesting vegetable forms to be harvested from the garden - (or greengrocer!) at this time. Bring along some summer fruits / vegetables as inspiration for working in coloured pencils. Those attending both days will probably have the opportunity to try to capture both whilst those attending for a single day can chose either a fruit or vegetable.

Possible subjects include: peas, beans, asparagus, strawberries, cherries, raspberries and currants etc. As well as an introduction to the types of surfaces, coloured pencils, and techniques for using them, there will be an opportunity to try a variety of different coloured pencils to get you started, along with individual attention to build confidence in a relaxed atmosphere.

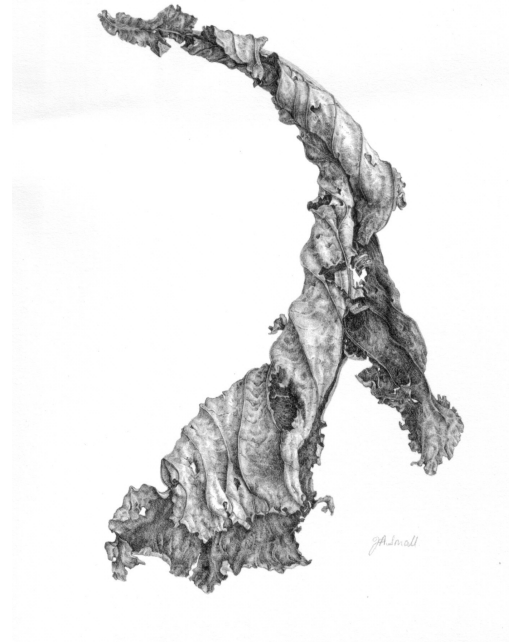
© Susan Christopher-Coulson 12.08



A Botanical Master Class with ...

## Julie Small SBA

(Wed 16<sup>th</sup>/Thu 17<sup>th</sup> Sept)



### AUTUMN TEXTURES IN GRAPHITE PENCIL

An opportunity to explore the Autumn Textures of various botanical subjects available at this time of year. You will be able to work at your own pace, with individual tuition to help you build confidence and develop your observational skills. There will be examples of pencil work techniques and a variety of pencils to try. This course is suitable for beginners and those with some experience. The course will be structured so participants may attend either of the single days or both days.

Following a career in teaching, Julie revived an earlier interest in Botanical Art, using pencil as her preferred medium.

She has received a number of Awards from the Society of Botanical Artists and the RHS (Gold Medal and Best New Exhibitor to the London Shows).

Her work is held in various collections : RHS Lindley Library, Dr. Shirley Sherwood Collection, Hunt Institute for Botanical Documentation (USA), National Galleries and Museum of Wales, Windlesham Arboretum and Sheffield Florilegium Archive. Other works are to be found in private collections

Julie is a tutor on the SBA Distance Learning Course and also at a number of venues throughout the North West..



A Botanical Master Class with ...

## Simon Williams SBA

(Tue 22<sup>nd</sup>/Wed 23<sup>rd</sup>Sep)

### Botanical Painting in Gouache.

This course is set out to learn various methods of using gouache and illustrating a botanical subject successfully. Gouache can be used in different styles either working light to dark, or the reverse, dark to light building layers up a bit more opaquely. It is more versatile than traditional watercolour for being able to over paint light colour onto darker tones. It depends on the subject matter as to which way is appropriate and this course will help you look and observe details, mix colour and application techniques. Building up opaque layers is a careful process but is ideal for finely detailed work such as botanical illustration and a lot of technique will be 'dry brush' to render detail.

The two days of this Quirky Workshop will cover various subjects from the Greystoke Cycle Café herbaceous perennial borders or if you are a local you can bring your own plant subjects. Day one will consist of flower work and day two will cover more leaf textures and colours. Both will involve a bit of patience as this course requires a tight rather than loose style of painting but is open to all levels.

### **Tutor's Profile**

Simon Williams is a professional Illustrator running SW Illustrations specializing in Natural History and Botanical subjects and is listed in the 33<sup>rd</sup> Edition of Who's Who in Art. He trained as a Natural History Illustrator at the Arts Institute, Bournemouth. Work has been published in 'The Art of Botanical Painting' on Wildlife Explorer Cards, Ocean Life work and a book on Wildflowers.

Illustrations have been awarded the Silver – Gilt medal from the Royal Horticultural Society

and Certificate's of Botanical Merit from the Society of Botanical Artist. Simon is a tutor for the Society of Botanical Artist distance learning diploma course. Illustration skills will be covered in the course from applying first colours to working dry brush technique for building up detail.



A 2 Day Botanical Master Class with ...

## Marion Perkins SBA

(Tue 13<sup>th</sup> Wed 14<sup>th</sup> Oct)



**The Course** – this Botanical Master Class is a 2 day course and therefore may be more suitable for those with less experienced in using watercolours or even beginners

October is a wonderful time for studying interesting seed heads, late flowers and fruit, so bring to paint something you really like.



The first day starts with observing your subjects and planning the composition. Ideas will be transferred to paper and painting will begin. I prefer to give very individual tuition with consideration of your own style and solving arising problems with individual demonstrations.

The course is therefore suitable for all levels from beginners through to improvers. The work is illustrative and will appeal to those with patience and a love of fine detail. Day 2 will continue with special attention to leaves, highlights and textures.

### Tutor's Profile

I started my career in Modern Languages, translating and teaching, but a growing fascination with all aspects of Art took a hold and I became a student of Ken Howard RA, who taught me that keen observation and accurate drawing were the first most important skills to learn.



I painted mostly landscapes, but as I developed an obsession with gardening, growing all my plants and opening my two acres to the public, I was naturally drawn to botanical painting which I have enjoyed teaching for the last 12 years.

I received a Certificate of Botanical Merit in 2007, I am a Fellow of the Royal Society of Arts and I am listed in 'Who's Who in Art'. I have been exhibiting my work for 25 years.

A Landscape & Botanical Master Class with ...

## Marion Perkins SBA

(Thu 15<sup>th</sup> / Fri 16<sup>th</sup> Oct)



Outside painting is not always possible in the winter months so this course invites you to bring along photos of your favourite landscapes that may be enhanced, if you wish, by foreground flowers or foliage.

Or you may wish to paint a botanical subject with a background, instead of white paper. This work may well be of a looser style than in true botanical illustration, but individual help, advice and ideas will be given in this respect. Foregrounds in landscape painting often present problems and these will be addressed on this course.


### Tutor Profile

I started my career in Modern Languages, translating and teaching, but a growing fascination with all aspects of Art took a hold and I became a student of Ken Howard RA who taught me that keen observation and accurate

drawing were the first, most important skills to learn.



I painted mostly landscapes, but as I developed an obsession with gardening, growing all my plants and opening my two acres to the public, I was naturally drawn to botanical painting which I have enjoyed teaching for the last 12 years.



I received a Certificate of Botanical Merit in 2007, I am a Fellow of the Royal Society of Arts and I am listed in 'Who's Who in Art'. I have been exhibiting my work for 25 years.